









PIANO DEL COLORE DEL CENTRO STORICO

TABELLA DELLE COMBINAZIONI CROMATICHE

FACCIAVISTA - ROSATI

T13.b

FONDI PARAMENTO ESTERNO

| | | | | |
|---|---|---|---|---|
|  |  |  |  |  |
| TUFO FACCIA VISTA | NCS S 1510 Y60R | NCS S 2020 Y40R | NCS S 2020 Y50R | NCS S 2020 Y60R |
|  | | | | |
| NCS S 2020 Y70R | | | | |

RILIEVI

| | | | | |
|---|---|---|---|---|
|  |  |  |  |  |
| NCS S 0300 N | NCS S 0502 Y | NCS S 0505 Y30R | NCS S 0505 Y50R | NCS S 0507 Y20R |
|  |  |  |  |  |
| NCS S 0507 Y40R | NCS S 0603 Y20R | NCS S 0804 Y30R | NCS S 0804 Y50R | TUFO FACCIA VISTA |

PERSIANE

| | | | |
|---|---|---|---|
|  |  |  |  |
| RAL 6001 VERDE SMERALDO | RAL 6005 VERDE MUSCHIO | RAL 8011 MARRONE NOCE | LEGNI NATURALI |

INFISSI

| | | | |
|---|---|---|---|
|  |  |  |  |
| RAL 9010 BIANCO PURO | RAL 9001 BIANCO CREMA | RAL 8011 MARRONE NOCE | LEGNI NATURALI |

OPERE IN FERRO

| | | |
|---|---|---|
|  |  |  |
| RAL 9010 BIANCO PURO | RAL 8011 MARRONE NOCE | RAL 7012 GRIGIO BASALTO |